



**Western Cape
Government**

Environmental Affairs and
Development Planning

BETTER TOGETHER.

CONSTRUCTION AND DEMOLITION WORKSHOP

Background and strategic focus

Hotel Verde

Dean Gilbert

16 September 2014

Contents

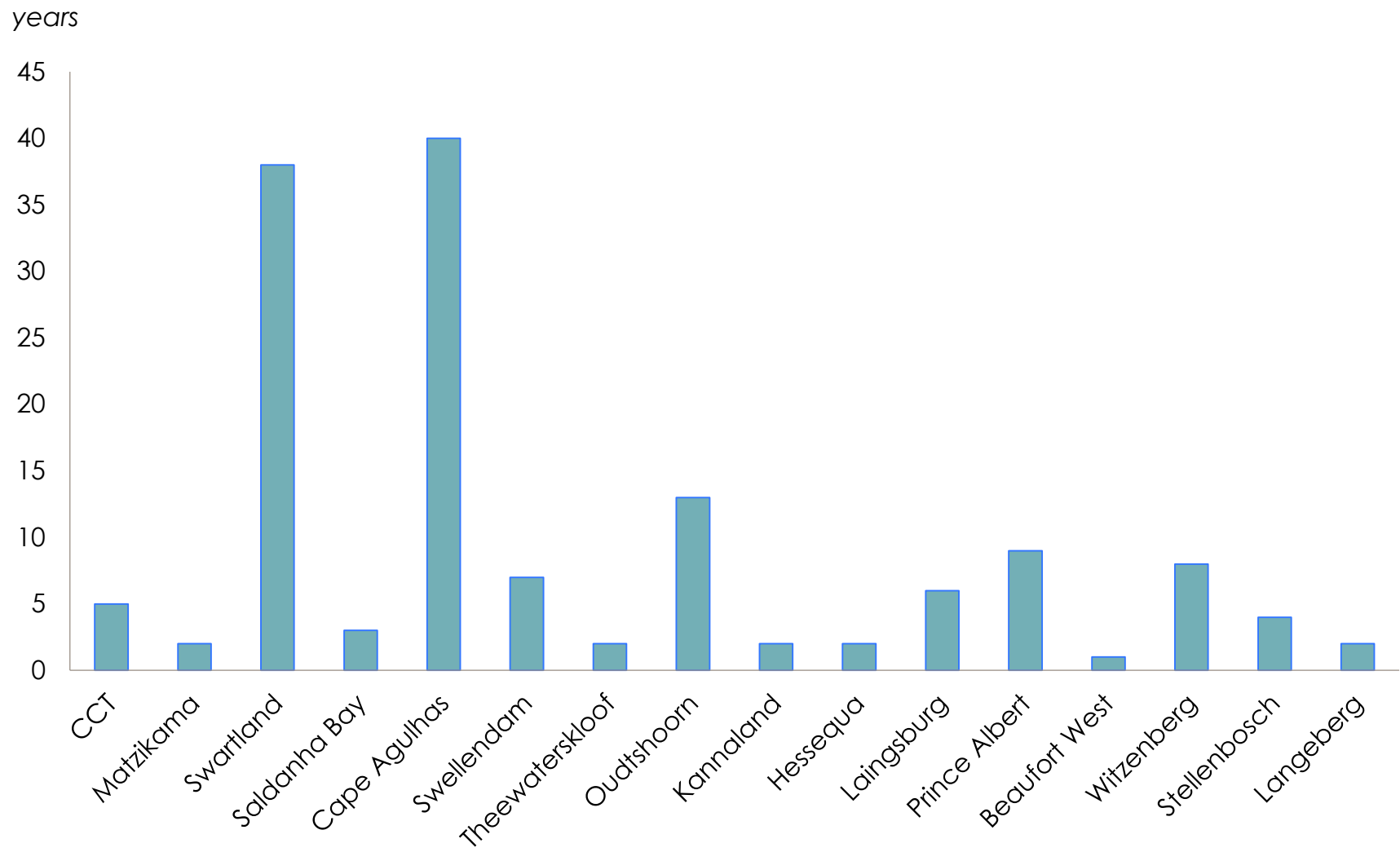
- Waste problem
- Strategic focus
- Western Cape IWMP
- Construction forecasting and trends
- Business confidence
- Current plans

Waste Problem

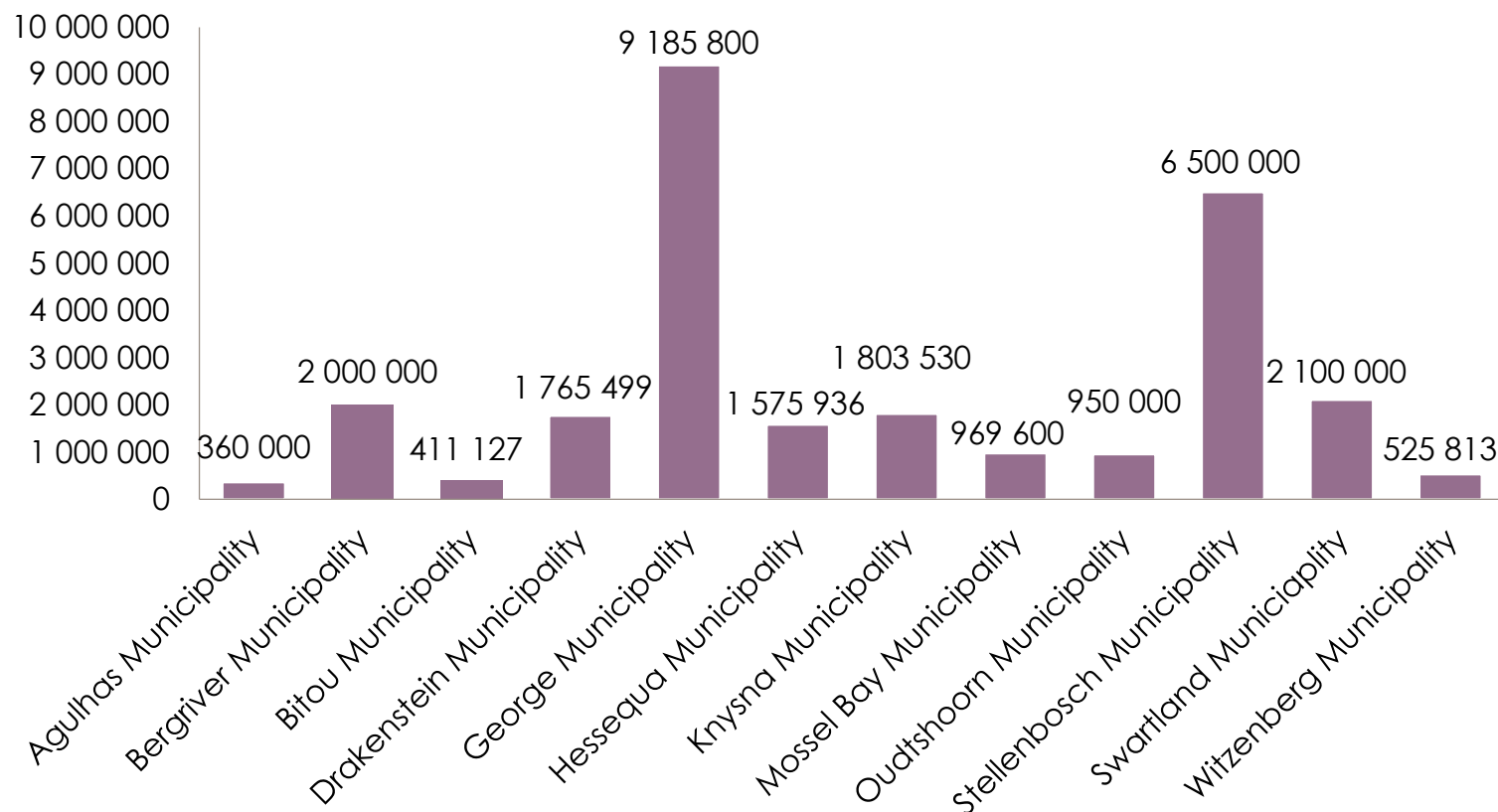
- Shortage of landfill airspace
- Low level of awareness of integrated waste management
- Illegal dumping
- Limited integrated waste management infrastructure
- Waste is not seen as a resource
- Accuracy of waste information



Average available landfill airspace per municipality in the Western Cape



Municipal illegal dumping clean-up costs



Strategic Focus

- National (NDP) and provincial government → infrastructure
→ growth

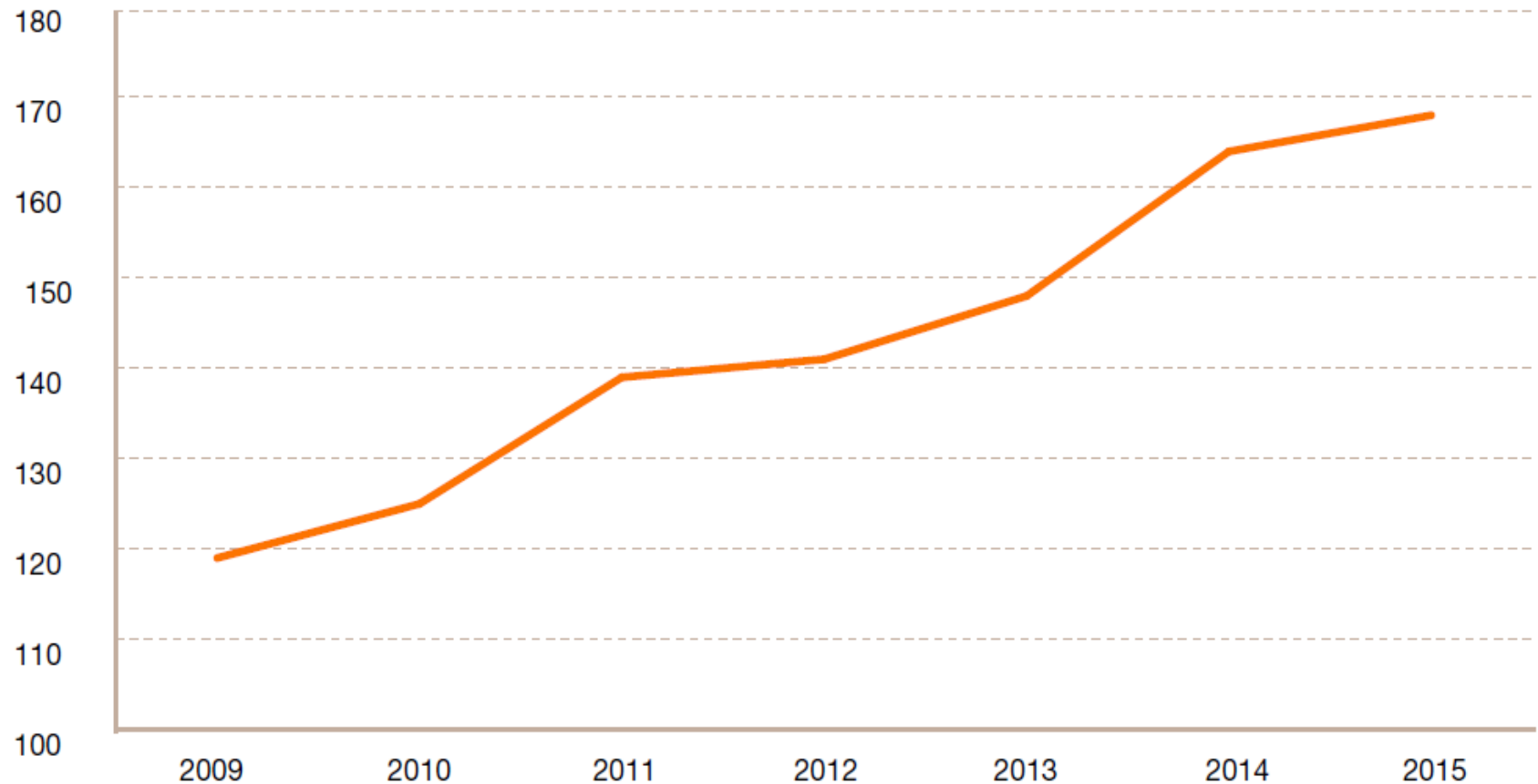
- Province
 - Next 3 financial years
 - R14.5 billion
 - Maintenance and new and replacement infrastructure

- Green Economy Strategy Framework
 - Become the lowest carbon province and leading green economic hub of the African continent
 - Key enable – infrastructure
 - GreenCape – Sector development agency to drive the green economy

Western Cape IWMP (2011)

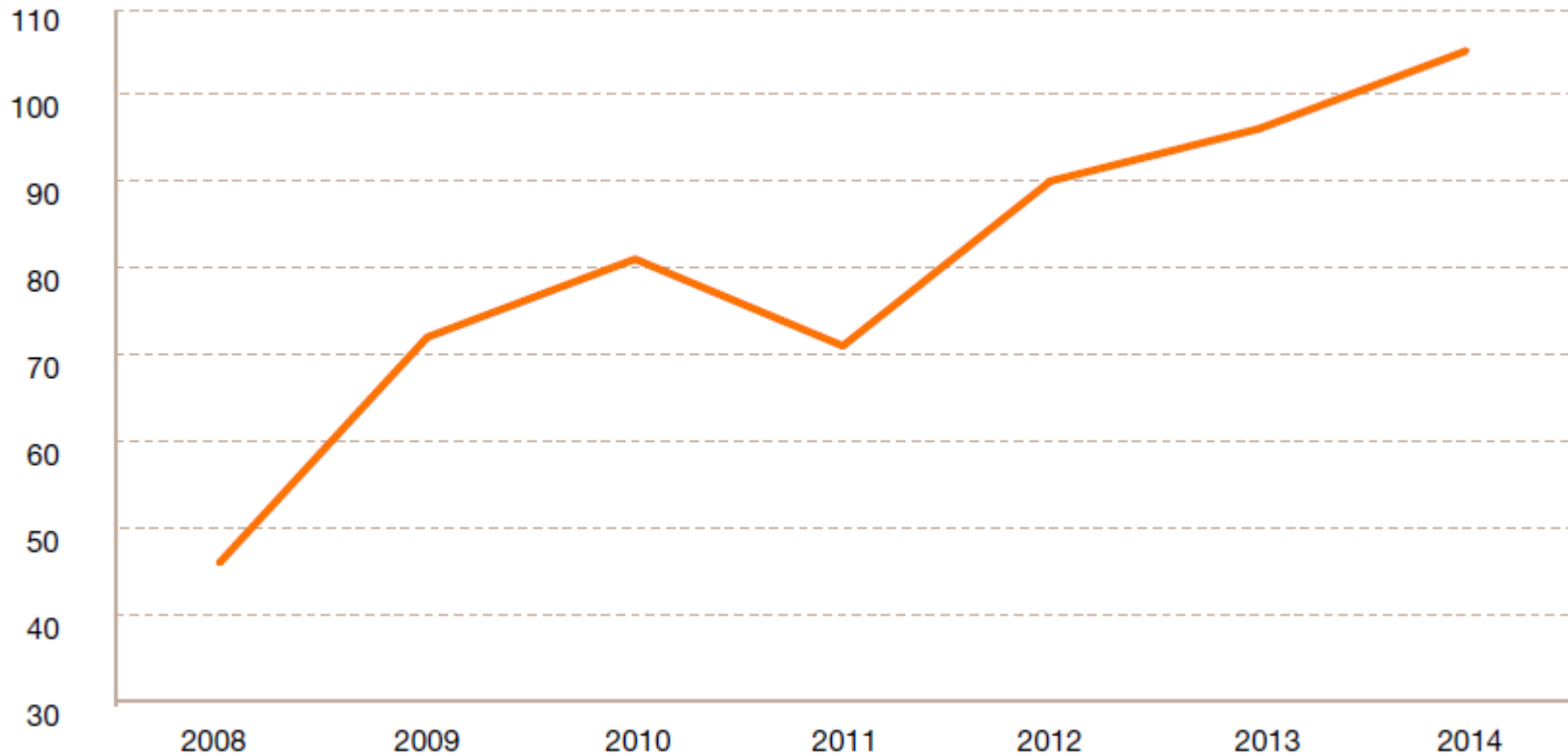
- Outlines the goals, objectives and targets
- Purpose
 - promoting sustainable waste management,
 - diverting waste from landfill sites.
 - minimising adverse environmental and social impacts
 - providing guidance and support for both municipalities and industries on developing IWMPs,
- Maximise diversion of waste from landfills through
 - License conditions
 - Public-private partnerships
 - Restriction of waste streams
 - Registration and reporting of waste generated and diverted - "IPWIS"

Construction-related public capital expenditure (R 'billions) – (www.pwc.co.za/construction)



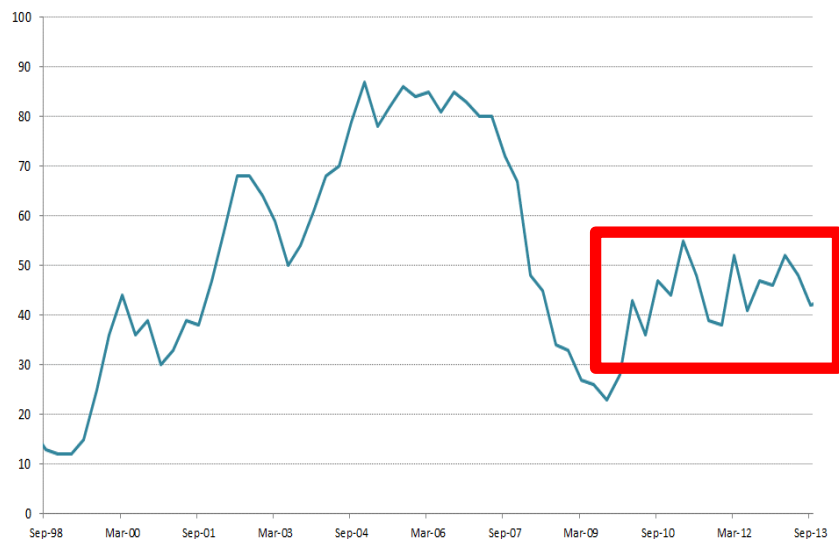
■ Actual expenditure and forecasts for 2013 to 2015

Capital expenditure by Eskom, Transnet, SANRAL and ACSA (R 'billions) - (www.pwc.co.za/construction)

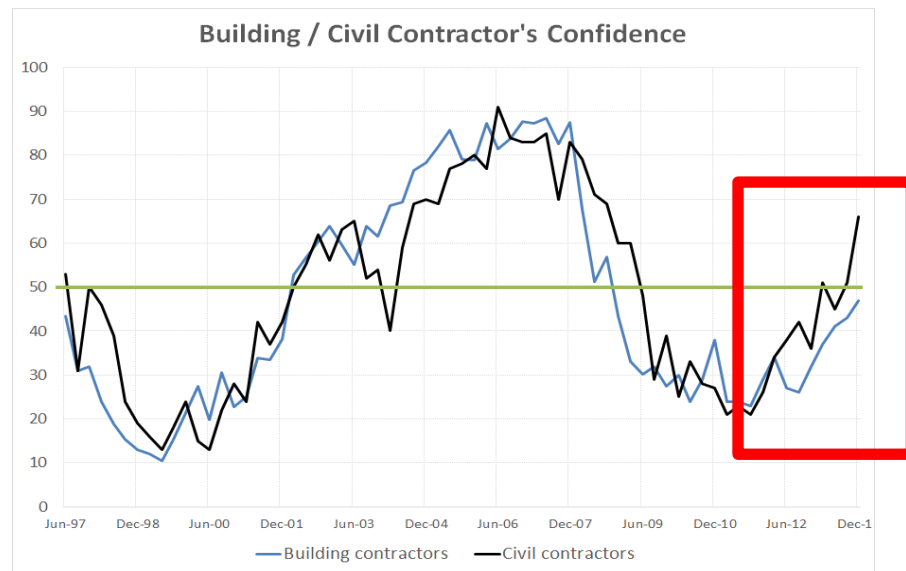


Business confidence

RMB / BER Business Confidence Index



Building / Civil Contractor's Confidence



“The rise in confidence of building contractors and manufacturers accompanied with the deterioration in the business mood of trade sectors is indicative of the source of economic growth increasingly shifting from **consumption to production** “- Etienne Le Roux, Chief Economist at Rand Merchant Bank

Enablers and drivers



■ Enablers

- Western Cape Green Economy Strategic Framework
- Relaxing of storage regulations
- Research capacity
- Infrastructure



■ Drivers


- National Diversion target 20%
- Waste Classification regulations
- Landfill disposal requirements
- Industry self-regulation – green ratings
- Cost of disposal

Current plans

- Municipal Infrastructure Assessment study
- Illegal dumping task team is being established
- Licensing plan – landfill facilities
- Bringing about awareness – 2wise 2 waste programmes, Greenest Municipality Competitions, Waste Management in Education
- Registration and reporting of all waste generators

Waste Diversion per municipality in the Western Cape

Approximately
9% in 2014 –
Western Cape



20% by 2019 –
National
Department

Thank you

Contact Us



**Western Cape
Government**
Environmental Affairs and
Development Planning

BETTER TOGETHER.

Dean Gilbert

Waste Management Planning

Tel: +27 (0)21 483 8336 **Fax:** +27 (0)21 483 0750

Dean.Gilbert@westerncape.gov.za

www.westerncape.gov.za